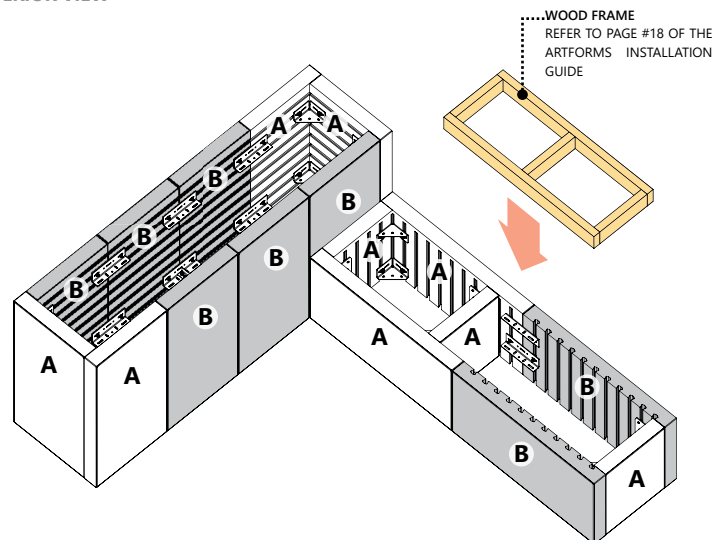


CORNER BENCH AND PLANTER

ARTFORMS • PANEL SYSTEM

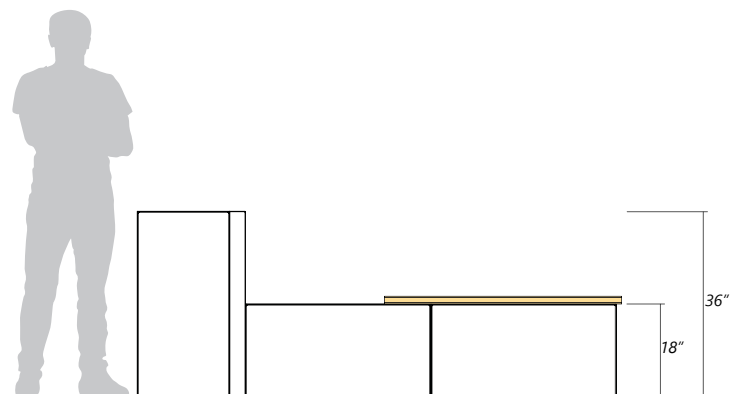


INTERIOR VIEW

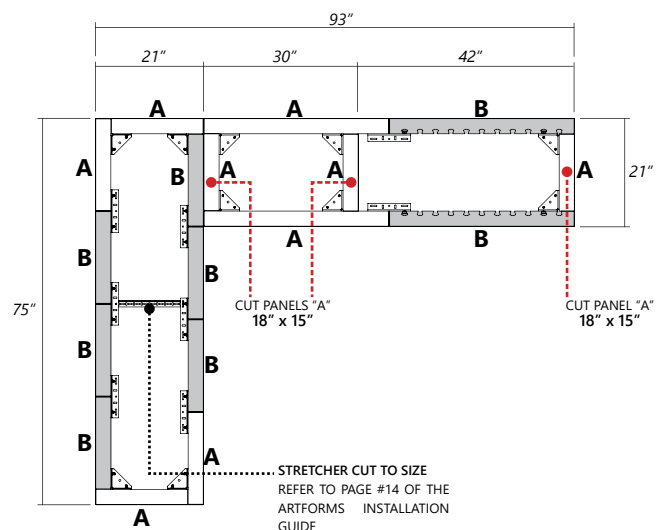


NOTE : Panels "B" can be replaced with panels "A" to equilibrate the pairs/layers. Panels "A" can't be replaced by the panels "B".

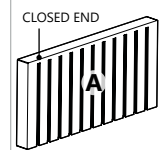
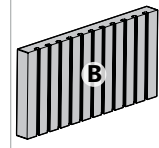

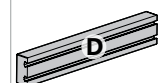
FRONT VIEW



TOP VIEW

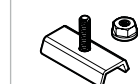






REQUIRED PANELS

	18" x 36" PANEL	8x
	18" x 36" PANEL	8x
	6" x 36" PANEL	0x
	6" x 36" PANEL	0x

IMPORTANT: 18 x 36" panels are sold in pair/layer or in full pallet only. 6 x 36" panels are sold per unit or in layer or in full pallet.

REQUIRED HARDWARE

	ANCHOR SLIDE AND NUT NOTE: Sold only per box (100 units/box)	74x
	JOINING PLATE NOTE: Can be sold per box or per unit (40 units/box)	16x
	OUTER CORNER NOTE: Can be sold per box or per unit (48 units/box)	20x
	INNER CORNER NOTE: Can be sold per box or per unit (24 units/box)	0x
	STRETCHER NOTE: Can be sold per box or per unit (10 units/box)	1x

IMPORTANT: Refer to page 23 of the ARTFORMS INSTALLATION GUIDE about the installation of geotextile in planter box. Contact experts/engineers to validate the base preparation, the drainage, the plants & roots growth/management.

TOTAL WEIGHT (PANELS & HARDWARE) 2315 Lbs