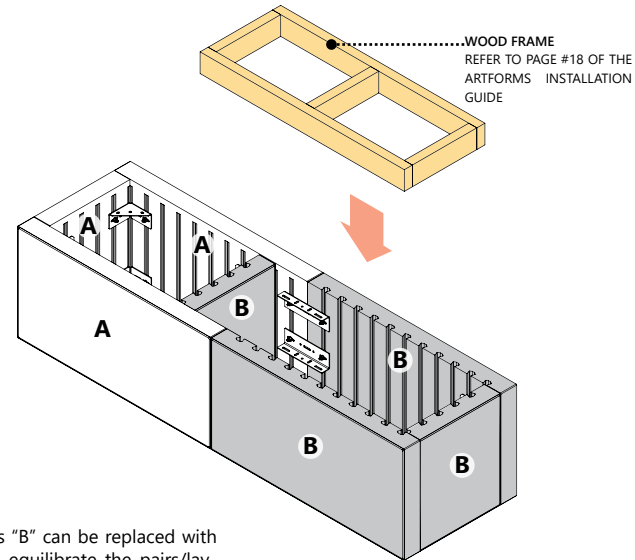


1. BENCH & PLANTER

ARTFORMS • PANEL SYSTEM

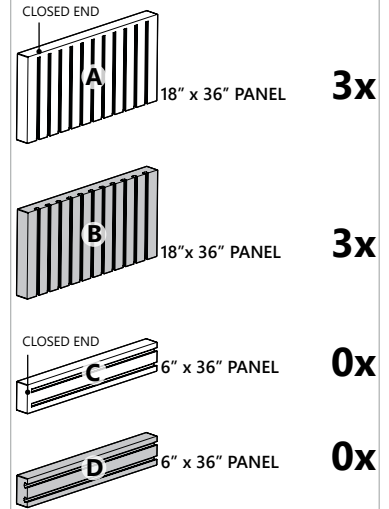


INTERIOR VIEW



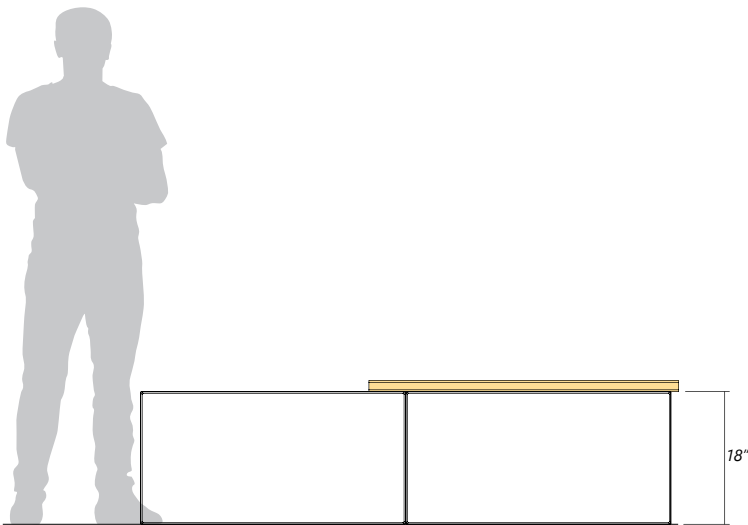
NOTE: Panels "B" can be replaced with panels "A" to equilibrate the pairs/layers. Panels "A" can't be replaced by the panels "B".

REQUIRED PANELS

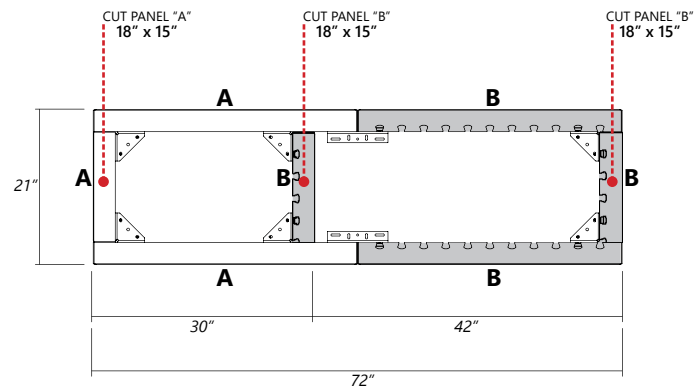


IMPORTANT: 18 x 36" panels are sold in pair/layer or in full pallet only. 6 x 36" panels are sold per unit or in layer or in full pallet.

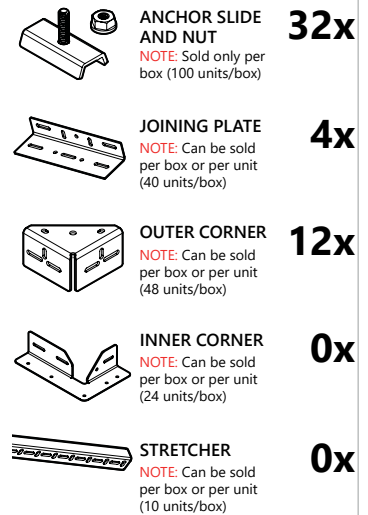
FRONT VIEW



TOP VIEW



REQUIRED HARDWARE



IMPORTANT: Refer to page 23 of the ARTFORMS INSTALLATION GUIDE about the installation of geotextile in planter box. Contact experts/engineers to validate the base preparation, the drainage, the plants & roots growth/management.

TOTAL WEIGHT (PANELS & HARDWARE) 801 Lbs